



*‘Every Student Matters,
Every Moment Counts’*



*“ Today is your day. Your mountain is
waiting so get on your way”*

Dr Seuss

‘Welcome to Year 7’



Name _____

Tutor Group _____

My tutor is _____

My tutor room is _____

New Beginnings

“Isn't it nice to think that tomorrow is a new day with no mistakes in it yet?”

— L.M. Montgomery

CONTENTS PAGE

Section 1: Welcome to Wildern School	
Welcome to Wildern	2
What to do if you're worried	3
Finding your way around	4
Your first day in September	5
What to bring on your first day	6
Section Two: Care	
Tutor groups	9
Student Services	9
Communication between Home and School	10
Section Three: Quality	
Uniform	13-14
Prohibited items	15
A Wildern student	16
Behaviour for Learning (including our rewards and sanctions)	17-18
The school day	19
The school timetable	20
Self Study	21
Section Four: Opportunities	
Wildern House Championship	23
Student Leadership	24
Wildern Colours	25
LRC	26
After school club, trips and enrichment	27
People you will see at Wildern	28 - 29

Welcome to Wildern School

We are really looking forward to welcoming you to Wildern in September. You must be very excited – and a little bit nervous. The transition from primary to secondary school is a new challenge and we will support you every step of the way.

This booklet is designed to help you, and provide answers to some of the questions you may have. Please take time to read it together with your parents and keep it for future reference.

Every individual is important to us at Wildern, and we hope that you will regard it as an honour and a privilege to attend our school.

We trust that your years at Wildern will be happy and successful in every respect.

Welcome from Mrs Oakley - Headteacher

Welcome to your new school. I really hope that you enjoy your day with us today. We have lots of exciting activities for you to do; all of which we hope will support you to make new friends, look around the school site and get your bearings and also meet some of our very friendly Wildern staff.



This is the start of your next five years at school. I hope that today is the start of something very special. Our school slogan 'Every student matters, every moment counts' starts from now; whatever has happened before, the next five years are ahead of you - this is a new beginning and a fresh start! Enjoy every second!

Message from Mr Denman - Director of Progress and Attainment Year 7



Dear new year 7 Student

It is my absolute pleasure to welcome you to Wildern School. You are joining a fantastic new community within our year group and within our wider School so it is important you are ready to take on the challenge and grasp every opportunity that we are going to offer you. This booklet will help to answer some of your questions and prepare you to join us this September. We have high expectations and standards here at Wildern. Your current Year 6 teachers assure us that you are capable of living up to these. Now is the time to reflect on your time at primary school and have a fresh start if you want. For most, I'm sure that secondary school will offer you a

brilliant opportunity to challenge yourselves, grow as individuals and achieve both inside and outside of the classroom.

I am really looking forward to getting to know you all.

Mr Denman

WHAT TO DO IF YOU ARE WORRIED

Let's
talk

Your tutor

Your tutor is someone you will see every day when you join Wildern. If you have any questions or are ever worried about anything you can talk to them.

Making Friends

Everyone worries about making friends even if they look very confident. Growing up is a time when friendships can change. It is also an opportunity to make new friends as well as keep the friends you already have.

If you want to make some new friends you could try some of these:

- smile, be friendly and show an interest in other people
- invite someone to sit next to you
- join a club in school or outside of school - it is easier to make friends if you're doing something
- take things slowly - friendships can take time to develop

TRANSITION LEADERS

Transition Leaders

On Induction day you will have some of our Year 8 Transition Leaders with you. They are older students who have been selected to mentor our younger students. They will help you during transition and are always there to support students throughout the school year. If you are ever feeling lonely you can find one of our transition leaders.

"We are Year 8 mentors who will help you to settle in at the beginning of the year."

"We can be found in 519 every Thursday lunch. This is a chance to meet new people and play some games."

Transition Leaders

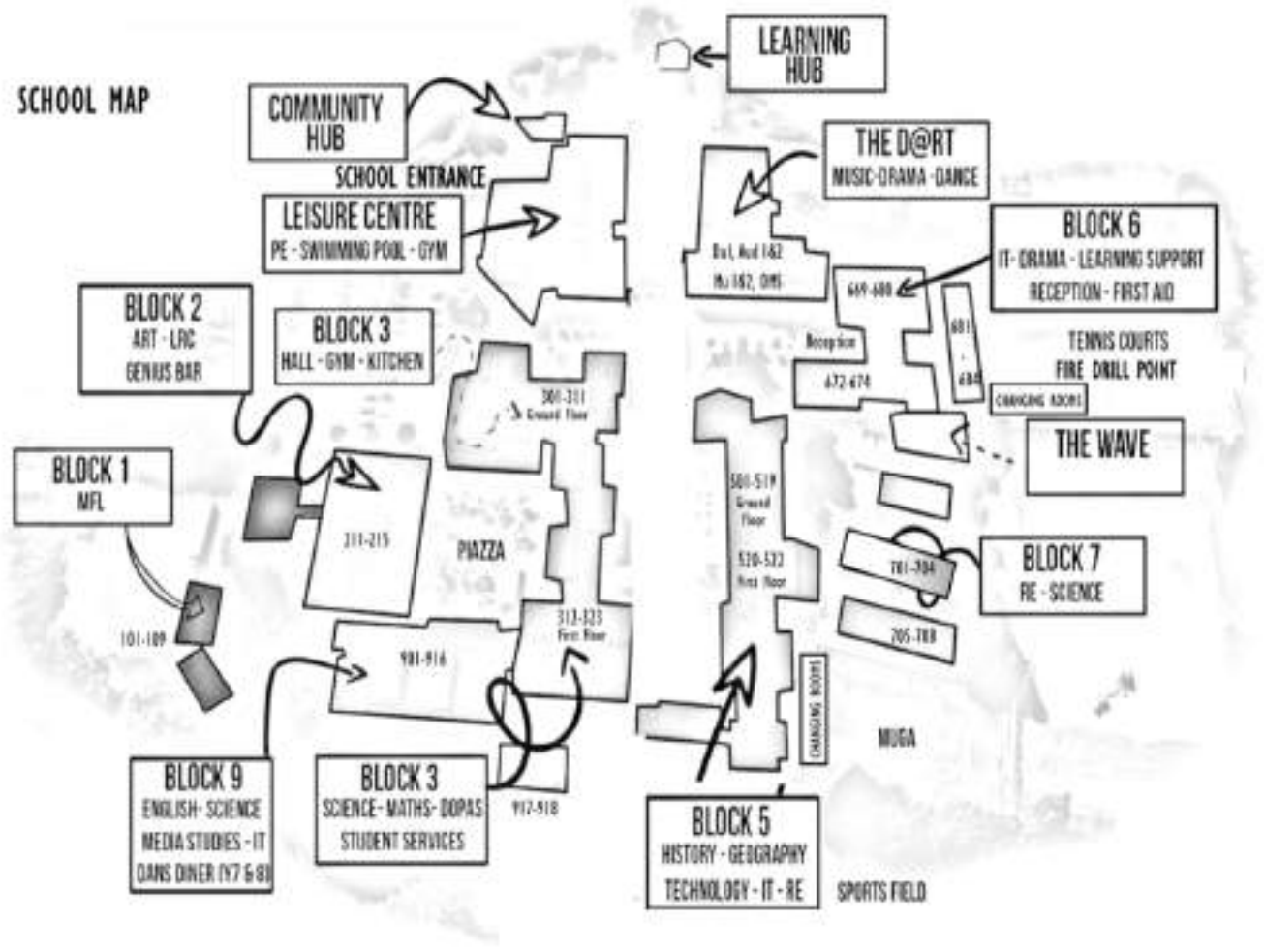


"We can be spotted by our badges so come and speak to us if you see us around."

FINDING YOUR WAY AROUND

It's normal to feel a little bit nervous about something new. You might also be feeling very excited. Remember, everyone will be feeling a similar way to you.

Here is a map of our school site. Don't worry, there will be lots of people around to help you find your way around. Your teachers will understand that it might take you a little bit longer to find your classes at the start.



YOUR FIRST DAY

Thursday 2nd September 2021

(If dates/timings/arrangements need to change due to updated Government Guidance, we will inform you and provide you with further information).

ARRANGEMENTS FOR THE FIRST DAY OF TERM:

Please bring with you the equipment you will need to start your first day at school. (Over the page you will find information that guides you with this.) ***You must be in your full school uniform!***

Meet in the piazza as you did on Induction Day at 8:30am. You will then be taken to the hall in your Tutor Groups. It is vital that as you enter the hall you are silent; ***the Headteacher and Senior Staff will be expecting this.***

During the first part of the morning you will spend some time getting to know each other again in your tutor groups and then you will start your school timetable. You will be the only year group in school on the first day, which will help you to settle in and find your way around.



When the rest of the school return on Monday 6th September, you will have an earlier lunch time for the first few days to give you plenty of time to buy your lunch before the rest of the school.

We are a Rights Respecting school; our older students will be more than willing to help you find your way around. There will be lots of Year 11 prefects, as well as our Transition Leaders on hand to help you settle in. All staff will also be about to assist you in any way, including helping you find your way around.



CHECKLIST FOR THE FIRST DAY

CHECKLIST	✓ TICK
Uniform (named) consisting of: <ul style="list-style-type: none">○ Jumper○ Tie○ Skirt/trousers○ Shoes	
Bag (named) - strong and suitable	
Welcome Booklet	
Pencil Case (named) containing <ul style="list-style-type: none">○ Pen○ Pencil○ Ruler○ Rubber○ Coloured pencils○ Sharpener○ Calculator	
Packed Lunch/Money	

BICYCLES

Bicycles can be ridden to school but only if you have been issued with a permit, which can be obtained from reception. If you do so we strongly advise you to wear a cycle helmet. Bicycles must not be ridden on the school site. Please be considerate and respectful to our local community and ride safely to and from school. There are lots of parents and smaller Primary school children walking to school at the same time as you arriving and leaving the school site. Remember you are representing Wildern School at all times.





“Happiness will grow if you plant the seeds of love in the garden of hope with compassion and care.”

— [Debasish Mridha](#)

‘Every student matters, every moment counts’



TUTOR GROUPS

There are 12 tutor groups of approximately 30 students in Year 7. Each tutor group has a tutor who will stay with their Year 7 tutor group until they leave in Year 11.

Your tutor will meet with you at the start of every day during registration. They will be the first person you see every morning to make sure you start your day positively. They are there to support you socially and academically. If you are ever worried or stuck, your tutor will be the first person for you to go to for help.

In tutor time you will have a different activity to complete every day. This might include, organising and checking your planner, a reading activity, or having a discussion about topical issues in our community and wider world. Once a week you and your tutor group will go to an assembly in the Hall.

Your Director of Progress and Achievement (DOPA), **Mr G Denman** will work with you right through your school career until the end of Year 11.

STUDENT SERVICES

Student Services are our wonderful team of non-teaching staff who do a brilliant job at providing additional support to all our students. If you are worried about anything they will be on hand to help you in any way. They are also tasked with ensuring you arrive at school on time and that your uniform is exceptional.

This resource is there to support you with a range of issues and respond as required to situations which may occur during the course of the day.

Student Services Staff



Mrs E Brenton



Mrs E Millard



Mrs A Chandler



Mrs N Dunn

COMMUNICATION BETWEEN HOME AND SCHOOL

Your student planner: This is an important way for you, your parents and your teachers to communicate. It contains information about self-study, Eref points, letters home, important dates, examinations, your targets and detentions. It is very important that you bring it to school every day as you will be recording all your self-study in it.

Progress and Performance: The school regularly monitors your progress and collates subject and attitude information up to three times a year. This is known as WAD (Wildern Assessment Data).

Parents' Evenings: You and your parents will be invited to meet your Tutor during the Autumn Term to discuss how you are settling in and the progress being made. There will be another parents' evening later in the school year to review your progress with your subject teachers.

Personal Learning and Review (PLR): PLRs will take place in tutor time. The PLR is your opportunity to set yourself targets for the year to support your own progress and development. Setting goals helps you to stay focused and recognise your achievements.



"Goals are what take us forward in life; they are the oxygen to our dreams."



“Quality means doing it right when no one is looking.”

— [Henry Ford](#)

‘Every student matters, every moment counts’



wildernschool

SCHOOL UNIFORM

All students are expected to uphold the high standards of the school. This is especially applicable to uniform. It is our belief that if students are appropriately dressed for school, they are in the correct mind-set for learning and the expectations this brings. School uniform is available to purchase from Skoolkit.

Hair must not be shorter than Grade 2. Extreme hairstyles and hair adornment are not permitted. Hair must be natural in colour.

Tramlines, braiding and beads are not acceptable.

Plain white shirt, not patterned, tucked into trousers. Top buttons should be done up to allow the clip-on tie to be worn.

Plain black regular trousers (loose fitting on the leg, not intentionally above the ankle).

Black socks



Students who have long hair must tie it back during activities where personal safety requires this.

Make-up including nail varnish and false nails must not be worn in Years 7 and 8.

Clip-on school tie

Bottle green 'V' neck sweatshirt with school logo.

Tartan skirt (brought from Skoolkit)
Skirts must be worn to the knee. They must not be rolled up at the waist.

Plain black socks/tights. Socks must be worn below the knee. No leggings or footless tights.

Plain black leather shoes with entirely black laces/velcro. (They must be business-like leather and polishable with no visible logos, other colours or contrasting soles).

Jewellery The only permitted items of jewellery are:

- A watch
- ONE stud in each ear lobe. (Silver or Gold).
- No other piercing is permitted in school.
- If you allow your son or daughter to have additional piercings, please arrange for these to be done at the start of the school summer holidays so that there is no need for retainers when they return to school in September. No piercings that require retainers should be undertaken at any other time of the school year, as they will not be permitted.
- The wearing of any other jewellery, including wrist bangles either by girls or boys is not permitted. The only badges that may be worn are those issued by the school.

Summer uniform: from May half term

There is an option to wear a summer short sleeved shirt with school logo that can be worn without a tie and sweatshirt

- If a short sleeved shirt without a logo is worn, the school tie needs to be worn
- If a sweatshirt is worn, a tie always needs to be worn

Coats

- Dark outdoor coat of plain, sober colour and unpatterned material is preferable. (Fluorescent strips advisable for added safety on dark evenings)
- Coats should be waterproof, hooded tops, tracksuit type jackets and other outdoor clothing of this type, particularly if emblazoned with logos/motifs or large lettering are not acceptable
- Any coats should always be worn over school jumpers, not as a replacement, and should be removed when indoors

PE Kit

Indoor	Outdoor
Sports trainers	Sports trainers
PE red/green/GCSE Polo top	Boots (activity dependent)
Green/red shorts	Green/red shorts
Plain, unbranded black sports leggings	Plain, unbranded black sports leggings
Plain red socks/white trainer socks	Plain red socks/white trainer socks
	- if very cold black/plain tracksuit bottoms & black/long sleeved skins can be worn underneath the PE top
	Long sleeve red/green jersey

SWIMMING: plain dark coloured trunks/one piece swimming costume and towel.

KS3 DANCE: green/red shorts and green/red Wildern polo shirt, plain black sports leggings or tracksuit bottoms

KS4 DANCE: black GCSE Dance T-shirt and plain black sports leggings or tracksuit bottoms

EXAMINATION PE: red/green PE polo shirt (optional)

Plimsolls are not acceptable footwear

All students must have sports trainers, not fashion trainers

PROHIBITED/BANNED ITEMS

The following items are not allowed in school:

- Knives and other weapons
- Drugs (other than prescription medication that is kept with first aid by arrangement)
- Drug paraphernalia
- Aerosol sprays
- Tippex and solvents
- Chewing gum
- Energy Drinks, including Lucozade
- Cigarettes, tobacco and other smoking paraphernalia e.g E Cigarettes
- Students are also advised not to bring cash or valuable possessions into school, as we cannot accept responsibility for loss or damage.
- Mobile Phones, iPads, MP3 Player, headphones and airpods should not be visible. Such equipment, if brought into school, should be kept in the students' school bag. (If such equipment is used without permission or it is seen around the school site during break times and lunch times, it will be confiscated and if a repeat offence parents or carers will be required to collect the item from reception).

A WILDERN STUDENT

At Wildern Every Student Matters and Every Opportunity counts. The three pillars **care**, **opportunity** and **quality** underpin everything we do.

Success happens when we are all committed to doing the best we can to support each other. We have 6 attributes that we believe help all of our students to be successful in the classroom and beyond it: Pride, Curiosity, Determination, Respect, Reflection and Kindness



Rights and Respect (R&R): Wildern is a UNICEF accredited Rights Respecting School. Rights, respect and responsibility go hand in hand and this message is clearly demonstrated throughout all of school life.



BEHAVIOUR FOR LEARNING

At Wildern we expect all our students to behave in a way that contributes to great learning

Our expectations

- Wear your uniform neatly and with pride
- Walk quietly, with purpose and without stopping
- Respect our classrooms, corridors and spaces to put your rubbish in the bin
- Only eat and drink in designated areas
- Queue respectfully at break and lunch times and before your lessons
- Speak respectfully to staff and to each other
- Mobile phones are not allowed to be seen or heard during the school day
- Headphones should not be visible

Make sure you are ready for learning

Important equipment you will need every day:

Planner

Exercise book for each lesson

Blue or Black pen (and a spare!)

Green pen

Pencil

Ruler

Eraser

Sharpener



Mobile phones

Mobile phones and electrical devices are not allowed to be seen, used or heard during the school day (between 8:30am and 3pm).

Students are expected to put away all electrical devices and accessories (including headphones). If they are seen by any member of staff they will be confiscated and stored in the main office until the end of the end of the school day and a negative e-ref will be awarded.

If an opportunity arises under the guidance of staff, your phone can be used and you will be permitted to take them out during the lesson.



BEHAVIOUR POLICY - REWARDS AND SANCTIONS

Rewards	Sanctions
<p>Positive(Gold/Green) Erefs are awarded for excellent work and contribution to the school.</p> <p>Your overall E-ref points total will be added up throughout the year and gives you an opportunity to win awards.</p>	<p>You can also receive negative erefs (Amber/Red/Purple) should you act in a manner not expected by the school. theeref will always be followed up with a sanction.</p> <p>Students are given warnings prior to a sanction happening. This is your chance to recognise a your mistake and strive to change the behaviour</p>
<p>Praise postcards sent to you by your teacher, tutor or DoPA</p>	<p>Detentions Detentions can be set by any member of staff. The length and time of the detention will be determined by the incident. Failure to attend a detention will result in an escalation of the sanction.</p> <p>If you are late to school without a valid reason you will be placed into a Lates Detention.</p>
<p>Celebrations Assemblies</p>	<p>Phone call home.parent meeting As a school we believe that working in partnership brings about positive change</p>
<p>Awards Evenings</p> <p>100% attendance rewards</p>	<p>Serious incidents around School are dealt with on a case-by-case basis, and could result in an internal exclusion, external exclusion or permanent exclusion.</p>

How to respond to a warning

Helpful ways to respond to a warning

1. Be silent and continue to learn
2. Say, "Okay" or "I'm sorry" then get on with your work

Own Your Mistake

When we make a mistake or poor choice, we should admit our mistake, move forwards and strive to be better.



THE SCHOOL DAY: Every day matters, every lesson counts.

The school day begins at **8.30am** and is divided into 5 teaching periods of 60 minutes with registration and tutor time in the morning.

It is very important that you are in your tutor room on time.

The day is divided up like this:

08.30	-	09.00	Registration or Assembly
09.00	-	10.00	Lesson 1
10.00	-	11.00	Lesson 2
11.00	-	11.30	Break
11.30	-	12.30	Lesson 3
12.30	-	1.30	Lesson 4
1.30	-	2.00	Lunch
2.00	-	2.50	Lesson 5
2.50			End of school day for year 7 & 8



The Library is open before and after school each day and we provide an extensive range of clubs and activities for all students to attend. You can find more information in this pack.

BREAK AND LUNCHTIME ARRANGEMENTS:

The school provides an extensive range of food, which is sold in several locations around the school. You can buy a range of hot and cold food. **All students must eat in the set areas.**

As we have a large school and there are over 2000 students and staff walking around during the break times, it is very important that you walk at all times. Sports and running games can take place on the hard courts which are open every break and lunch time.

During breaks there will be lunchtime supervisors, supported by members of staff around the school site. If you require any help please see one of them straight away.



THE TIMETABLE

A timetable helps you know where you should be and when.

The school week consists of 25 lessons. Each one is an hour in length. The timetable will run over two weeks and will tell you your lessons for those two weeks. You will notice that not all lessons are the same in both weeks, so read it carefully.

For each lesson the timetable tells you the subject you will study, the room you will be in and the teacher you will have.

This is what a timetable looks like. **(This is only an example.)**

	1Mon	1Tue	1Wed	1Thu	1Fri	
Reg	Ta AJR 915	Ta AJR 915	Ta AJR 915	Ta AJR 915	Ta AJR 915	Teacher
1	Ma CAY 312	Ma MTH 910	Ge RAB 506	Ar JMS 212	Is KDD 521	
2	De EJB 515	Pe AED	Da HJJ Multi I	Ma CAY 312	Sc TJF 307	Subject
3	Fr RNA 673	Ge RAB 506	Pe AED	Re RKB 706	En BEE 909	
4	En BEE 909	Mu SJL Digital	Ma MTH 910	Fr RNA 673	Mu SJL MU1	Room
5	Sc TJF 307	En TMM Library	En BEE 909	Sc DAY 307	Ms GJB 684	
6						

	2Mon	2Tue	2Wed	2Thu	2Fri
Reg	Ta AJR 915	Ta AJR 915	Ta AJR 915	Ta AJR 915	Ta AJR 915
1	Fr RNA 673	En BEE 909	En BEE 909	Pe AED	Ma CAY 312
2	Pt NMK 512	Ar JMS 212	Ar JMS 212	Sc TJF 307	Fr RNA 673
3	Sc TJF 307	Hi MJM 519	Ma MTH 910	Ge RAB 506	Re ELW 705
4	Ma MTH 910	De EJB 515	Hi MJM 519	Is KDD 521	En BEE 909
5	En TMM 104	Sc TJF 307	Pe LHG	Dr HED AU2	Hi KRD 516
6					

AED: Miss A E Dobbs
 AJR: Mr A J Robinson
 BEE: Mrs B Early
 CAY: Mr C Yeoman
 DAY: Mrs D S Yates
 EJB: Miss E J Blackwell

KRD: Miss K R Dellow
 LHG: Mrs L H Gates
 MJM: Mr M J W Morrison
 MTH: Mr M T Hodgson
 NMK: Miss N M King
 RAB: Mrs R A Burton

Self Study

Self-study is set frequently with a weekly or fortnightly deadline. In Year 7 and 8 tasks set should take up to 30 minutes to complete per subject area.

Here are some examples of potential self-study tasks at KS3:

- Google Quiz
- Vocabulary learning
- Extended reading with comprehension questions
- Kahoot
- Quizlet
- Practice papers (Self marking)

Self Study tasks are designed to extend your learning beyond the classroom, encourage independent learning and develop the Wildern Attributes. (Determination, Curiosity, Pride, Reflection, Respect and Kindness.) You will be expected to complete self-study tasks and meet deadlines.

Subjects will begin to set self-study tasks to you at different times during Year 7 to ensure you don't feel overwhelmed and have time to adjust to independent study.

September	English, Maths, ICT, Science and MFL vocabulary
December	MFL, Art, Music, Dance and Drama
February	History, Geography, RE and Technology

All self-study tasks will be recorded in your planner but you may also have additional information on Google Classroom. You will be taught how to find the tasks on Google Classroom. If you do not have access to a computer at home you can book and use computers in the LRC where paper will be provided if you need to print.



“We often miss opportunity because it's dressed in overalls and looks like work”
— [Thomas A. Edison](#)

‘Every student matters, every moment counts’



WILDERN HOUSE CHAMPIONSHIP

The Wildern House Championship is a yearly competition which every student, and member of the school are involved in. The main principle is to promote participation, positive behaviour, and team work across all year groups.

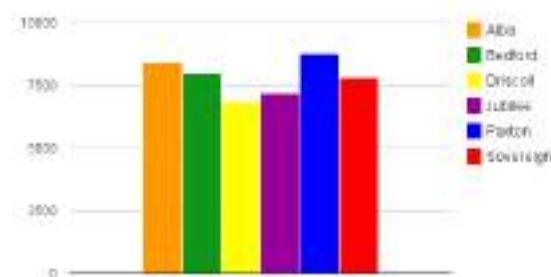
There are six houses in total, and within these students individually and collectively compete to win points for their house. The house at the end of the year with the most points overall wins, and rewards are then given to every member in that house.

Naming the schools houses was voted upon by students and staff who decided to represent Hedge Ends rich strawberry growing heritage and so are named after specific varieties

Heads of House



Points can be earned in a number of ways; these include e-refs, attendance, and subject specific events. Every subject across the school curriculum has different competitions running that all students can get involved in and contribute points to their house.



House assemblies provide the chance for all members of each house to meet. These will often be partly taken by House Captains from Year 11 who are voted in by their house to be role models and lead the house in its pursuit of victory.

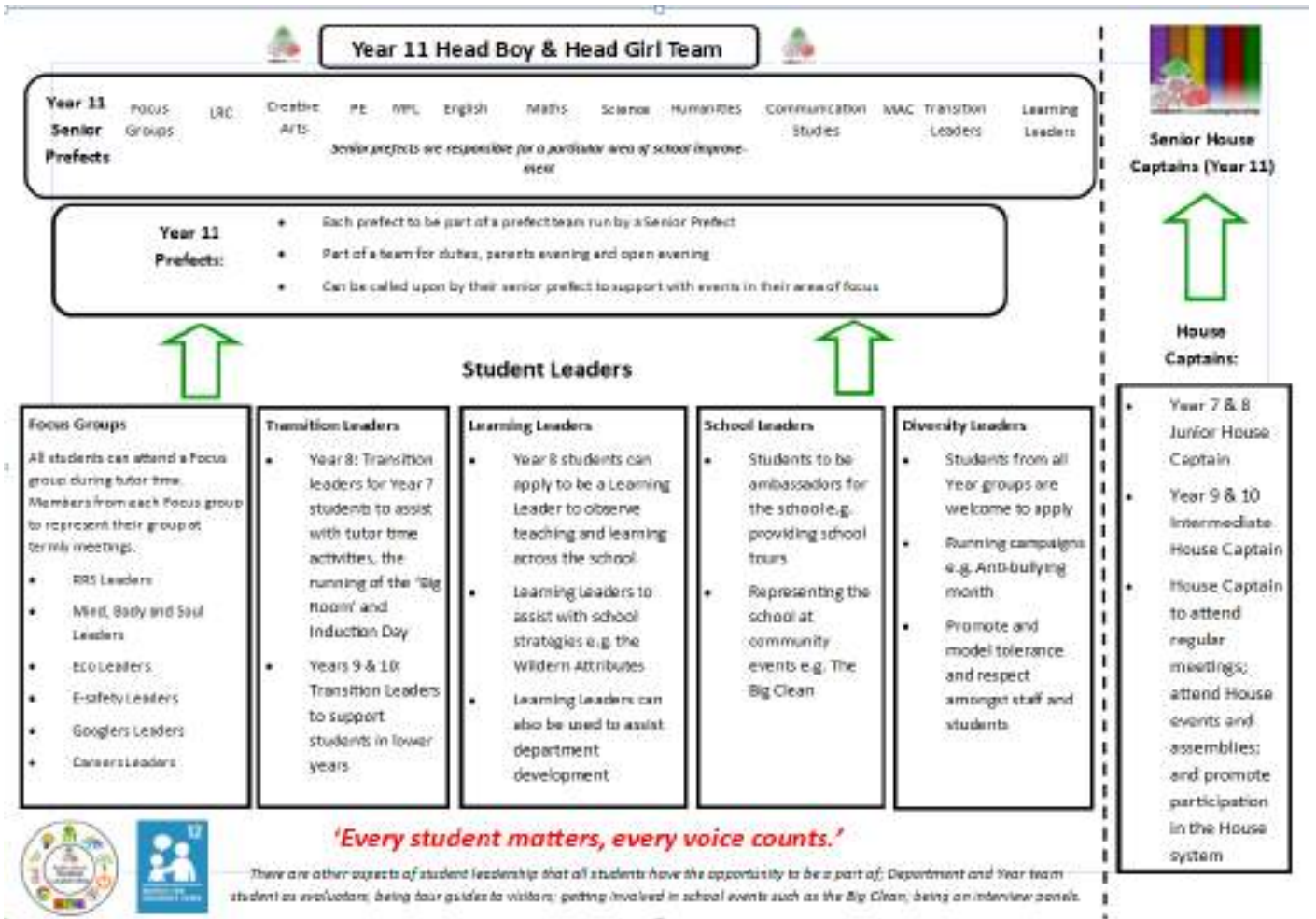
"Participate, Enjoy, and Good Luck!!" Miss Blackwell

STUDENT LEADERSHIP

At Wildern we feel that all students should have a chance to have a say about their school environment and most importantly the learning in the lesson.

Student voice is very important to us at Wildern. There are lots of ways for you to get involved in our community and have your say about what happens in our school.

Here are some of the ways you can become involved in Student Leadership at Wildern.



Wildern Colours

Wildern colours is an opportunity for students to be recognised for their hard work and determination in both PE and Creative Media.

Half colours will be awarded to those students who have made a commitment to these areas over two years. Full colours will be achieved after 4 years.

For more information on how these can be obtained students should see their Creative and Media and/or PE teacher.

A celebration event will be hosted at the end of each year where these badges (half colours) and tie (full colours) will be awarded.



LEARNING RESOURCE CENTRE (LRC)

The LRC is a great place for you to take out books, read, complete homework, and work on group projects.

Year 7 and 8 have regular English lessons in the LRC. In your first term, you will be given an induction talk in one of these lessons where you will be given more information about how to use the LRC and the opportunity to ask any questions.

The LRC is open from **8am to 5pm every day**, so you can come in before school, at break, lunch or after school. You may borrow or return items during these times.

Monday	8.00am to 5.00pm
Tuesday	8.00am to 5.00pm
Wednesday	8.00am to 5.00pm
Thursday	8.00am to 5.00pm
Friday	8.00am to 5.00pm



Mrs Searle, LRC Assistant



Miss Spraggs, LRC Assistant

Student Librarian Team, led by Year 11 Prefect Librarians

Your first challenge is the Year 7 Reading Tournament! Look out for more information in September.

ACTIVITIES




SCHOOL TRIPS:

There are a number of trips available to each year group both residential and day trips. There is no subsidy available for residential trips, however, requests for financial help towards the cost of day trips will be considered on an individual basis. Further information will be available from the Finance Office at the time of the trip.

CLUBS:

There are many clubs and activities for you to join in the school. These take place at various times, either lunchtime or after school. Our club and trip provision can change year on year. Below is an example of some of the activities that will be available. You will be told more about clubs on offer by your tutor


Tech Club



SWIMMING

NETBALL

ART




SCHOOL PRODUCTIONS

Volleyball

Hockey

Drama Club



Junior Maths Challenge

SURVIVAL CLUB

Tennis


Athletics

IDEA

Puzzle Club

Choir

Rugby



Ukulele Group

Spilling Ink Creative Writing

Dance Club

Trampolining

PEOPLE YOU WILL SEE



Miss M L Litton
Executive Headteacher



Mrs C Oakley
Headteacher



Mr M Chance



Mrs N Cowan

Deputy Headteachers



Mrs Wade



Mrs Wheeler



Mr Knight



Miss Jones



Mrs Warner



Mrs Thornton

Assistant Headteachers

YOU MIGHT ALSO SEE



Mrs K Thomas
SLL - Pastoral



Mr G Denman
DoPA Year 7



Ms A Teasdale
ADoPA



Miss S Cooper
ADoPA



Mr S Clissold
ADoPA



Mr C Wood
ADOPA



Mrs J Buckley
First Aid



Mrs L Harvey
First Aid



Mrs K Boddy
Reception



Rufus has been working at Wildern school since October 2016 and is based in the learning hub. Rufus likes to take a supervised stroll around school and runs "Reading with Rufus" every Wednesday in the LRC.

Rufus loves meeting students and staff and loves his job.

