



“The road to success has many steps”




Welcome to issue one of the Year 11 Prepare to Perform Newsletter. Every month we are going to share with you a snippet of what has been happening at Wildern with a focus on supporting Year 11 students as they prepare for their GCSE exams.

Message from Mr Bateman

After a great summer holidays it is time to start knuckling down for the last two terms of Year 11. You will no doubt have noticed already that Year 11 has a very different feel about it; there is an even stronger focus on learning, standards and the need to engage with all of the support on offer. Each student needs to have faith and trust and allow us to guide them through what will be a very busy and challenging year. Our theme this year is ‘attitude will determine your altitude’. I am a great believer in this, more so than ever. How students act and apply themselves now will pay dividends in August 2020.

Aspirations - Information for parents and carers

Did you know?

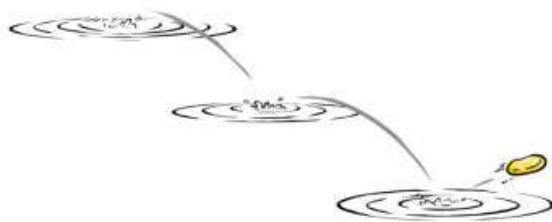


Aspirations reflect teenagers' hopes or desires to reach a particular level of education or reach a career. Studies shows that students with either high aspirations or high expectations have higher school achievement than those with both low aspirations and low expectations.

Research suggests that there is a correlation between teenage goals, aspirations and psychological wellbeing. Raising aspirations is also believed to incentivise improved attainment.

Further studies have shown that parents believe their child will find it harder to achieve their life goals than they did because there is more competition for job roles than they faced when they started their careers. According to research from the Education Endowment Foundation, most young people actually have high aspirations.

What can you do?



Talk to your child about their career, education or life aspirations. Be positive about what their hopes and dreams are and encourage them to start to be proactive in achieving them.

Try to raise your child's aspirations by highlighting new opportunities. Develop their self-esteem, motivation and expose them to role models to look up to. Inspire your child to be excited about their future and motivate them to pursue their dreams.

Young people who take part in family time or activities with their parents are more likely to continue these, achieve in education and seek out career opportunities. Arrange to do things with your child such as theatre trips, cultural activities, concerts, museums, hobbies or exercising.

Mix up the revision!

If your child has three exams in, say, English, Maths, and French, it's best if they revise English for 30 minutes, then Maths for 30 minutes, then French for 30 minutes and then cycle through again, rather than revising each one for a long time before switching.



Practise retrieving the information

Your son or daughter doesn't want to get to the test and find out that they can't actually pull any of that studied material out of their memory. If they practise retrieving the information by asking themselves quiz questions, quizzing with a friend or you, or using flashcards, they will be able to review those areas that they have trouble recalling.

ESP (Extra support programme)

ESPs are in place to provide any additional support your child might need in a subject. It is important they attend and ask any questions they have whilst at these sessions. If you can help plan their time to ensure they can do this it will help them prepare for the practice exams..

ESP Dates can be found here <http://year-11-revision.blogspot.com/p/calendar.html> and also on the school website calendar and have been emailed to all Parents and Students. Printed copies are available on the school reception.



Key Dates : Year 11 Parents Evening 1 Wed 16th Oct

Year 11 Parents Evening 2 Wed 11th Mar

Easter Revision: Monday 6th — Thur 9th April

May Half Term Revision: Tues 26th - 29th May



Well Being Endurance Power to Perform Fitness Video:

Why Fitness is so important watch this video <https://goo.gl/NmyoSY>

This Months Wildern fitness challenge watch this video <https://goo.gl/6ZeduL>

'Exercise is really important to me – it's therapeutic. So if I'm ever feeling tense or stressed or like I'm about to have a meltdown, I'll put on my iPod and head to the gym or out on a bike ride along Lake Michigan with the girls.'

Michelle Obama



Top 10 tips to support your child through their exams

Staying calm, feeling good, being effective

A toolkit to help your child control different aspects of their life to help them perform better when it comes to exam time. Every month we will share another top tip here is tip 1.

1. Being a role model

Set a good example by modelling the behaviour you want your child to adopt...

- Planning for the week
- Eating healthily and well
- Keeping hydrated
- Leading an active life
- Staying calm
- Being organised
- Good sleep habits



Helping your child get into good habits

Information for parents and carers

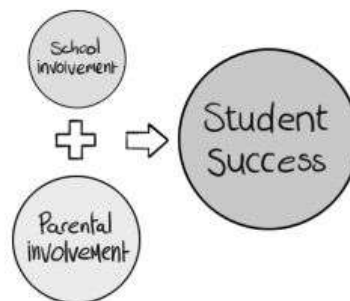
Did you know?



Healthy habits are essential to living a long and happy life, and they are important to instil in children from a young age. If you help them form these habits now, you will be giving them the tools to navigate any obstacles they may face as they grow into adulthood.

Research highlights that the late teenage years have been identified as the peak age for exposure to health risks with lifelong implications. The report, by the Association for Young People's Health (AYPH), revealed teenagers eat eight times the recommended sugar allowance and almost half have tooth decay. This worrying research also found out that most smokers start by the age of 25.

Research reveals that there is a strong link between healthy habits and pupil achievement. Poor health habits add up to poor grades, and research suggests that healthy habits and good health-related decisions can lead to improved academic performance. For instance, research has shown that students who eat breakfast exhibit improved concentration when compared to their peers who skip it.



What can you do?

Cultivate healthy habits by being a role model to your child. Try to exhibit good habits, offer health advice and build fun healthy activities into your family life. Examples include being active as a family, having evening and sleep routines, providing a water bottle to encourage hydration, or making family meals together.

Good nutrition can help improve concentration, so pay attention to the food you buy for your family. Provide a healthy balanced diet of meals which include fresh vegetables, fruit, proteins, good fats and whole grains. Encourage your child to snack on low sugar foods and drinks, which you could make together.

Help and encourage your child to get enough sleep, live a physically active life and feel good about themselves. Work with them to map out their week to include healthy habits such as exercise, relaxation and seeing friends. Set some healthy lifestyle goals together, and keep each other motivated to stay on track.





Boost Brain Power with this easy to make snack

(Every little helps as they say)

A DIFFERENT FISH FINGER SANDWICH

A DIFFERENT FISH FINGER SANDWICH. OR FISH BURGER.
SERVES 4 AS A DIFFERENT KIND OF BUTTIE.

A DIFFERENT FISH FINGER SANDWICH. OR FISH BURGER. SERVES 4 AS A DIFFERENT KIND OF BUTTIE.

8 slices bread or 4 of your favourite buns
2 whole haddock fillets, weighing about 300g in total, skinned
1 small bag spiced or salted nachos, crushed to the size of breadcrumbs
50g plain flour
2 eggs, beaten

A pan of vegetable oil for shallow frying or a fryer, set to 175°C.



EAT THIS DISH AND YOU WILL GAIN THESE BENEFITS:

Helps improve mood,
regulates blood pressure and
stabilises blood sugars.

The best time to eat this dish:

At lunchtime before an exam or
afternoon of revision.

Reason: Haddock is high in protein,
low in fat and packed full of essential
B vitamins. All the nutrients in
this dish are useful for helping our
bodies stay energised and motivated.
Omega 3s stimulate brain function
and increase your concentration.
Wholemeal bread or buns will
maintain your energy levels for
longer and enhance your memory
function.

METHOD:

Blitz or crush the nachos and pour into a bowl.
Pour the beaten egg into a separate bowl.
Place the flour into a third bowl and arrange them in the
following order; flour, egg then crushed nachos.
Cut fish fillets into finger sized pieces, resembling fish
fingers.
Place each piece of fish into the flour, then the egg and
finally the nacho 'crumbs'.
Once all the fish has been crumbed, carefully lower into the
oil and cook for 4 to 5 minutes, until golden brown.
Now the bun is up to you; I like mine toasted with lettuce,
tomatoes, gherkins and mayonnaise, maybe even keep a
few of those nachos for on the side.

PiXL Apps for Learning

At Wildern we are working with PiXL - Partners in Excellence. PiXL is an organisation that works with schools to develop new approaches to engage students in their learning.

We have purchased PiXL Apps to support students with their studies. These Apps are being shown to and launched to students throughout October.

The apps are also available for iPad/iPhone and Android devices. These can be downloaded from the relevant app store from or by clicking below.

Each student has a login and once logged in they can access the Apps for Mathematics, English Literature, Geography, and History. Have these been downloaded in your house?



What can you do?

Discuss with your child which platform would be least distracting for them. The app content is not only available on phones and tablets, but also on desktops and laptops. Your child may feel a desktop would be least distracting for them so they can leave their phone in another room to avoid notifications pinging through, or they may already be organised and have a system on their phone that lets them shut down notifications when they want to focus on one thing. Letting your child choose the platform best for them can help them to feel that they have ownership and your trust.

Encourage your child to use the apps to fill small gaps of time, such as when they're waiting for the bus, when you're finishing off dinner or any other small pockets of time they have.

Remind your child to update any of their apps frequently so that they are using the most recent version for the best service possible.



It was wonderful to meet so many of you at the Welcome to Year 11 Evening on the 18th September


[Please find the slides from the evening by following this link](#)

REVISION LINKS

- Year11Revision.co.uk
- Year11Revision
- Year11facebook.co.uk
- Year11videos.co.uk

Please keep a regular eye on the exam page of the school website including information on the practice exams. We have also shared an important letter about the GCSE Contingency day [click here](#)

Did you know?



Developing independence has many benefits: increased academic success, increased motivation and confidence and improved awareness of students' own strengths and weaknesses, as well as how to manage these.

Independent learning isn't about working alone: teachers and parents still need to support and enable the learning that is needed in this time so that it is structured, productive and effective. We can't expect children to just 'know' how to work independently as well as effectively, they will need some guidance and support.

Independent learning is most effective when students can be encouraged to self-regulate their own learning and behaviour.